

2017 Early Childhood Profile

Barren River ADD

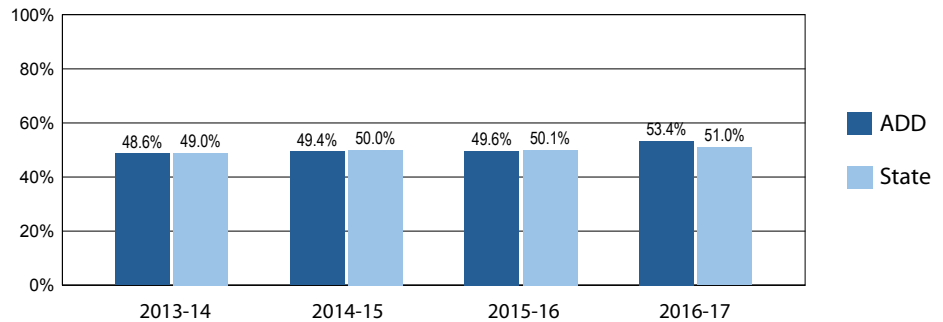
The Early Childhood Profile is produced by the Kentucky Center for Education and Workforce Statistics (KCEWS) for the Governor's Office of Early Childhood (GOEC) and the Early Childhood Advisory Council (ECAC) utilizing data from the Kentucky Longitudinal Data System (KLDS).

For detailed explanations of data in this report, see the technical notes at

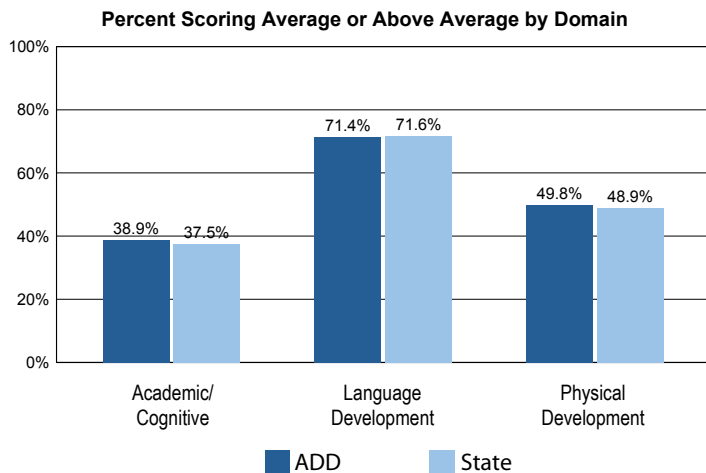
<http://kcews.ky.gov/reports/earlychildhoodprofiles/>

Kindergarten Readiness

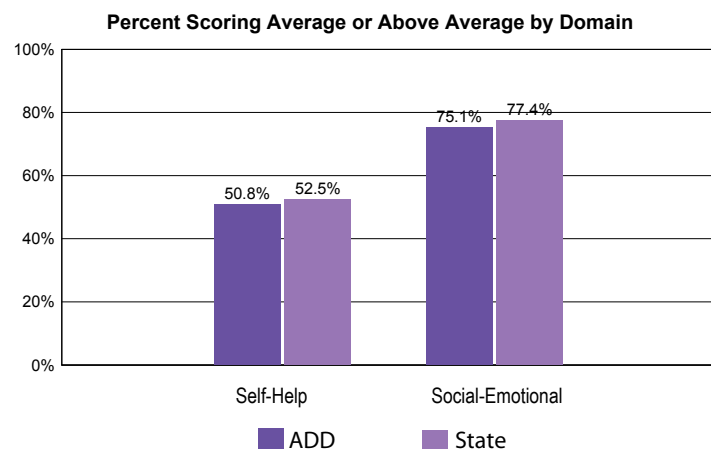
Kindergarten readiness means each child enters school ready to engage in and benefit from early learning experiences that best promote the child's success. The BRIGANCE K Screen III measures readiness in five domains: academic/cognitive, language, physical, self-help, and social-emotional development. The composite readiness score reflected here is comprised of the academic/cognitive, language, and physical development domains and represents the percentage of students who were ready for kindergarten.



Results by Composite Domain



Results by Social-Emotional and Self-Help Domains



Scores for social-emotional and self-help domains are reported by parents and are not included in readiness scores.

Early Care and Education Program Enrollments

	ADD	State
Kindergarten	3,598	51,305
Preschool	2,133	22,367
At-risk 4-year-olds at or below 160% of the federal poverty level (FPL)	879	9,206
3- and 4-year-olds with disabilities	1,054	9,976
Other	120	1,492
Head Start	646	13,144
3- and 4-year-olds income eligible	568	11,270
3- and 4-year-olds with disabilities	56	1,571
Other	22	303
Licensed and certified child care capacity	8,900	166,254

Children receiving child care assistance (CCAP program)		26,775
CCAP at Licensed Centers	Due to suppression issues, CCAP data are available at county and state levels only.	25,170
CCAP at Licensed Homes		145
CCAP at Certified Homes		615
CCAP at Registered Providers		144

* Data suppressed to ensure confidentiality.

Third Grade Assessment Results

The 3rd grade assessment is an evaluation of the student's learning that occurs from birth through 3rd grade. Below are the percentages of 3rd grade students who scored proficient or distinguished in the 2015-16 school year.

	ADD	State
Math	46.1%	47.7%
Reading	54.1%	53.7%

Family, Health, and Services

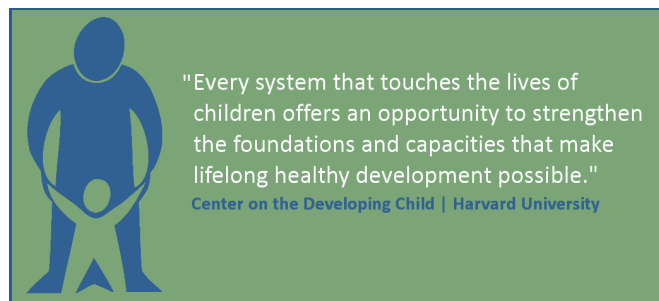
Select Indicators	ADD #	ADD %	State %
Number of children:			
0-2 year-olds	11,322	3.8%	3.8%
3-4 year-olds	7,254	2.5%	2.5%
5-6 year-olds	7,365	2.5%	2.5%
Children under 6 years old living below:			
100% poverty	6,729	32.2%	29.9%
150% poverty	9,487	45.5%	42.3%
200% poverty	11,731	56.2%	53.0%
Households with English not primary language			
	7,875	6.9%	5.7%
Births to teenage girls 15-19 years old**			
	360	n/a	38^
Preterm babies (born before 37 weeks of pregnancy)**			
	408	n/a	10.9%

^ Rate per 1,000 females ages 15-19

**Numbers represent 1-year rolling averages calculated from 3-year aggregate data. Rates are 3-year aggregate rates.

Support Services

	ADD #	State #
Children receiving WIC	6,119	83,354
Families served by the First Steps program	258	4,237
Number of families served by the HANDS home visitation program	347	10,697



State and Local Contact

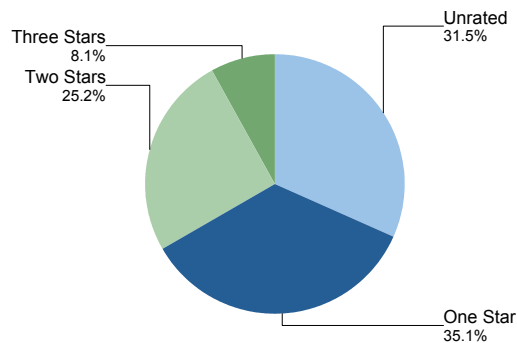
Hazel Combs Hazel.Combs@ky.gov

Visit the Governor's Office of Early Childhood online at <http://kidsnow.ky.gov> or call 502-782-0200 for more information.

Visit <http://kcews.ky.gov/reports/earlychildhoodprofiles/> for sources, technical descriptions of each data element in this profile, notes for how to use this report, and links to other sources of information for the early childhood community. For school and district Kindergarten readiness data, please visit the Kentucky Department of Education's Open House website at <http://openhouse.education.ky.gov/>

STARS for KIDS NOW Participation

STARS is the rating and improvement system for licensed and certified child care providers. Participants receive resources and technical assistance to continually improve their quality and their star rating. A higher star rating means the provider is meeting quality standards that help children succeed. Next year this reporting will be for Kentucky All STARS.



Rating	Child Care Centers		Child Care Capacity	
	Licensed	Certified	Licensed	Certified
STARS	73	3	6,150	18
Not STARS	32	3	2,714	18

To find a STAR-rated child care provider in your county, click here: <https://prdweb.chfs.ky.gov/kicccpublic/providersearchpublic.aspx>

To learn about STARS for KIDS NOW, click here: <http://chfs.ky.gov/dcbs/dcc/stars/aboutstars.htm>

Early Childhood Workforce

KIDS NOW Scholarships

KIDS NOW Scholarships awarded to early childhood educators:

	ADD #	ADD \$	State #	State \$
College	6	\$8,944	1,062	\$945,418
Non-College	19	\$3,990	312	\$65,520

To learn more about scholarships, contact a Professional Development Counselor in your county: <http://www.kentuckypartnership.org/about/map>

High School Credentials

Family and Consumer Sciences programs offer high school early childhood students an opportunity to earn industry-recognized certificates and credentials.

	ADD #	State #
Early Care and Education Orientation Certificate	135	780
Commonwealth Child Care Credential	224	772
Child Development Associate	0	7

For more information about these programs, please visit: <http://education.ky.gov/CTE/ctepa/FCS/Pages/default.aspx>